



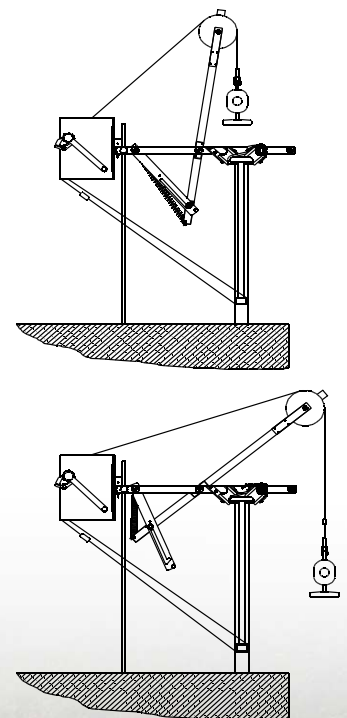
SEBA
HYDROMETRIE

Mobile Bridge Jib for single drum winch SEWII

for measurements with cable suspended F1 current meter equipment
5 to 50 kg from bridges with different railings



Bridge Jib




Key Features:

- Comfortabel multi-place measurements
- Easy Handling
- Quick Mounting
- Special version for up to 100 kg available



 We are certified
ISO 9001:2000
Certificate No. 01110505
Quality is our standard

Function Description



After the mounting of the **mobile bridge jib** and the single drum winch SEW II, the torpedo sinker weight can be fixed on the measuring cable / suspension cable.

Bigger torpedo sinker weights can be lifted directly out of the transport case on top of the bridge railing.

And there the stabilizer tail piece and cable suspended meter F1 is assembled to the torpedo sinker weight.

Now you can start with the **LOWERING** for the measurement.

The swivelling arm locks and the cable suspended current meter equipment is lowered on the bridge railing.

From there the cable suspended current meter equipment can be dismantled for transport.




**LOWERING
FOR THE
MEASUREMENT**




The assembled cable suspended current meter equipment is lifted from the bridge railing until the swivelling arm unlocks.

After the stopper reached the return pulley the cable suspended current meter is lifted back over the bridge railing.



The unlocked swivelling arm carries the cable suspended current meter equipment over the bridge railing.

After the measurement the cable suspended current meter equipment is lifted from the waters.



From there the cable suspended current meter equipment is lowered into the water.

**LIFTING UP
AFTER
MEASUREMENT**



Function Description



To measure from other points, the bridge jib is simply sledged step by step alongside the railing to the next point of measurement.



The bridge jib is very easy to mount.

Systems for mobile discharge measurement

Additional Samples



- 1) Jib with SEW II mounted on a trolley
- 2) Trailer with telescope jib with SEW II
- 3) Rotatory telescope jib with motorized SEW II e.g. mounted on a pick-up
- 4) Car with rotatory telescope jib and SEW II



Technical Details

- Dimensions for transport (length x width x height):
130 x 54 x 30 cm
- Material:
Aluminium, galvanized steel, high-grade steel, PVC
- Permissible weights:
up to 50 kg
- Railing size:
from 40 up to 220 mm


- Winch:
SEW II

- Differences for the type "extended" compared with the type "standard":



Contrary to the type "standard" the winch is fixed in a different way for the type "extended". An additionally installed brace offers more stability. Moreover, the jib is extended, as you can already learn from the name.


Components



winch SEW II



winch SEW II



The right is reserved to change or amend the foregoing technical specification without prior notice.



SEBA Hydrometrie GmbH
 Gewerbestr. 61a • 87600 Kaufbeuren
 GERMANY
 Tel.: +49 (0)8341 / 9648-0
 Fax: +49 (0)8341 / 9648-48
 E-Mail: info@seba.de
 Internet: www.seba.de

represented by: